



*Total Solution Provider in Saw Device*

---

# SA1867BM

K-PCS, RF SAW Filter  
Revision 0: April 2011



- Electrical Characteristics
  - Package Dimensions
  - Testing Environment
  - Frequency Characteristics
- 

**SAWNICS Inc.**

---

460 Cheonheung-ri, Seonggeo-eup, Cheonan-si, Chungcheongnam-do, 330-836 / Korea.  
Tel: +82 41 550 9372 / Fax: +82 41 550 9399 / [www.sawnics.com](http://www.sawnics.com)

## □ Electrical Characteristics

### Maximum Ratings

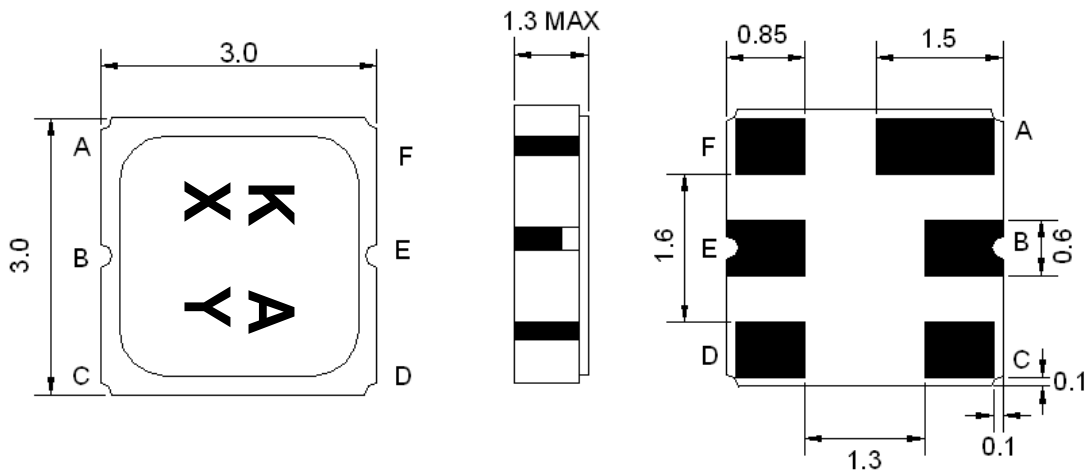
Parameters Description	Unit	Minimum	Typical	Maximum
Operating Temperature Range	°C	-30	-	+85
Storage Temperature Range	°C	-40	-	+85
Maximum DC Voltage	V	-	-	0
Maximum Input Power	dBm	-	-	15
Source Impedance (single ended) <sup>(1)</sup>	Ω	-	50	-
Load Impedance (single ended) <sup>(1)</sup>	Ω	-	50	-
Package type & size	M			
Length x Width	mm <sup>2</sup>	-	3.0 x 3.0	-
Height	mm	-	-	1.3

### Electrical Specification

Parameters Description	Unit	Minimum	Typical	Maximum
Center Frequency (Fo)	MHz	-	1867.5	-
Insertion Loss within 1860.0 ~ 1875.0 MHz	dB	-	1.5	3.0
Amplitude Ripple within 1860.0 ~ 1875.0 MHz	dB <sub>p-p</sub>	-	0.3	1.2
<b>Attenuation:</b>				
1600.0 ~ 1770.0 MHz	dB	35	45	-
1770.0 ~ 1780.0 MHz	dB	40	45	-
1950.0 ~ 2100.0 MHz	dB	40	52	-
VSWR within 1860.0 ~ 1875.0 MHz	-	-	1.4	2.1

**Notes :** (1) No Matching Network (Ref. Testing Environment Circuit as shown below).

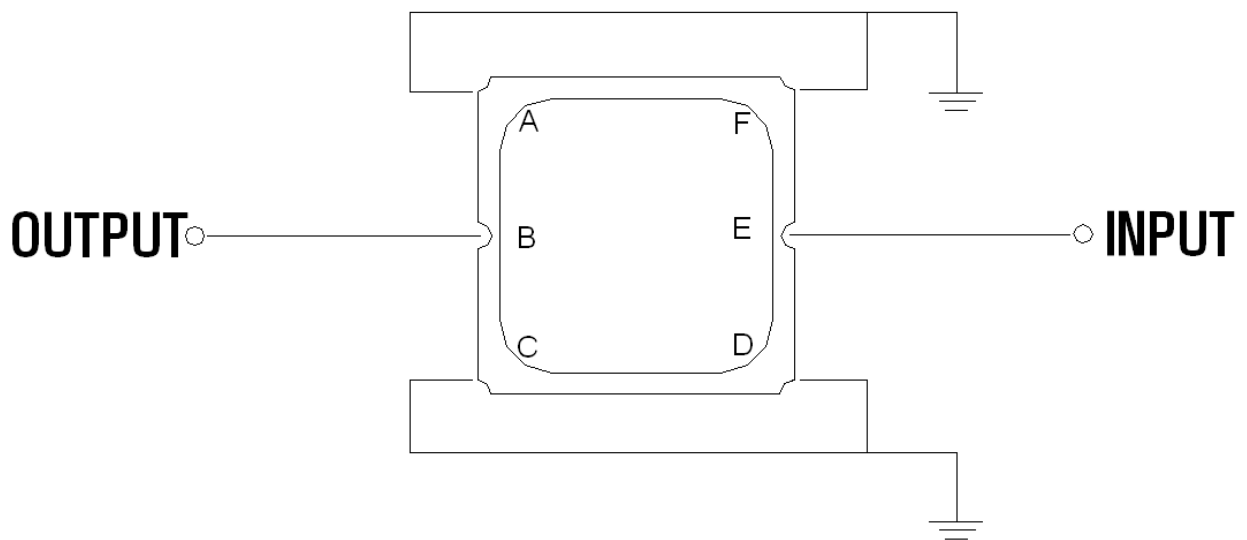
**□ Package Dimensions**



Marking Descriptions	
K	K-PCS Application
A	Series Number
X	Date Code(Year)
Y	Date Code(Month)

Pin Description	
A, C, D, F	Ground
E	In or Out
B	Out or In

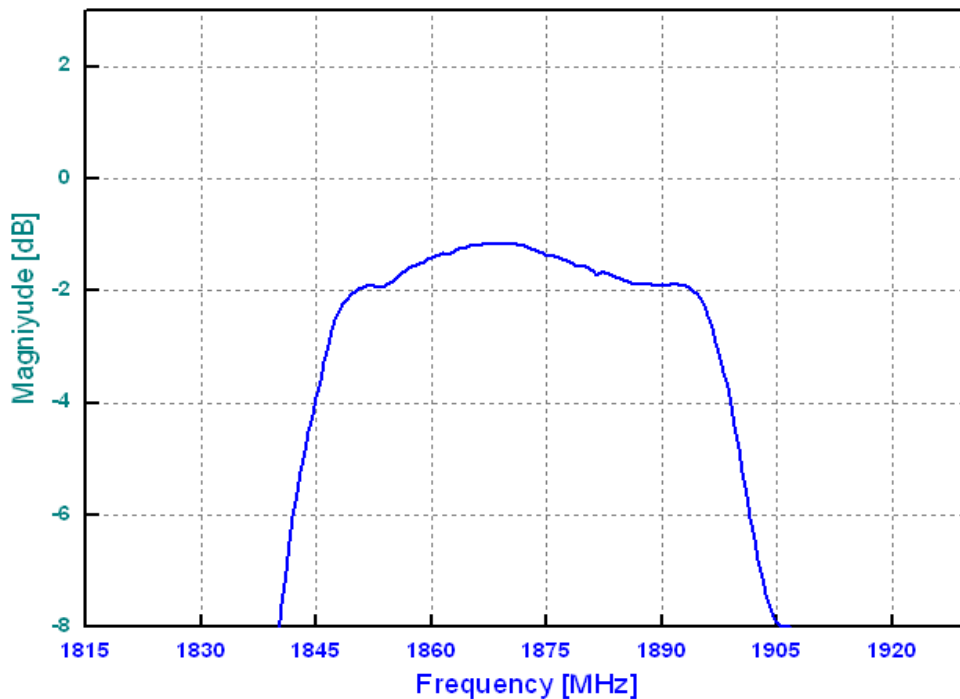
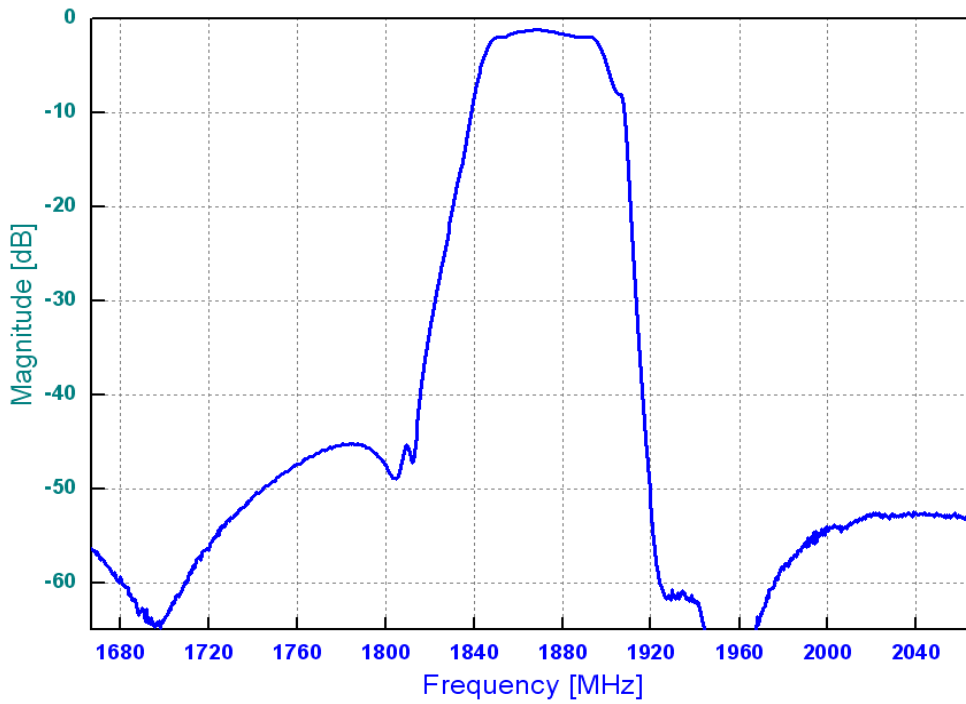
**□ Testing Environment**



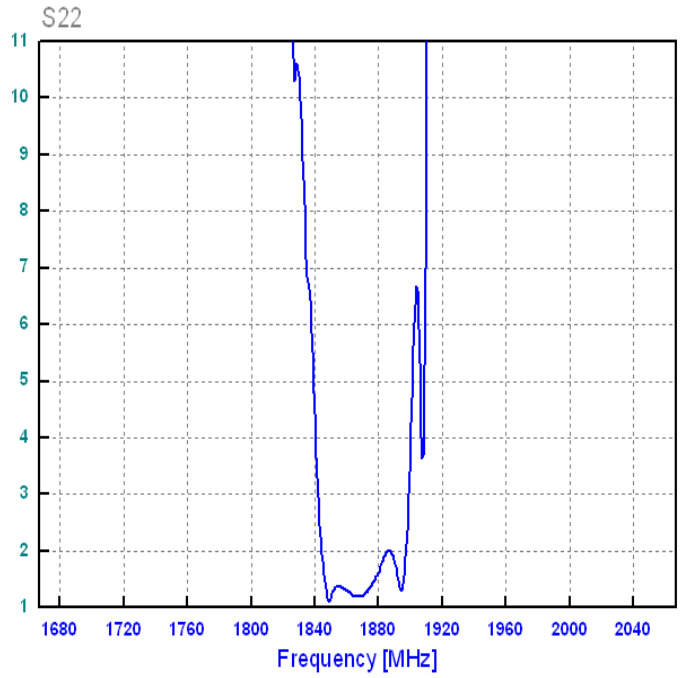
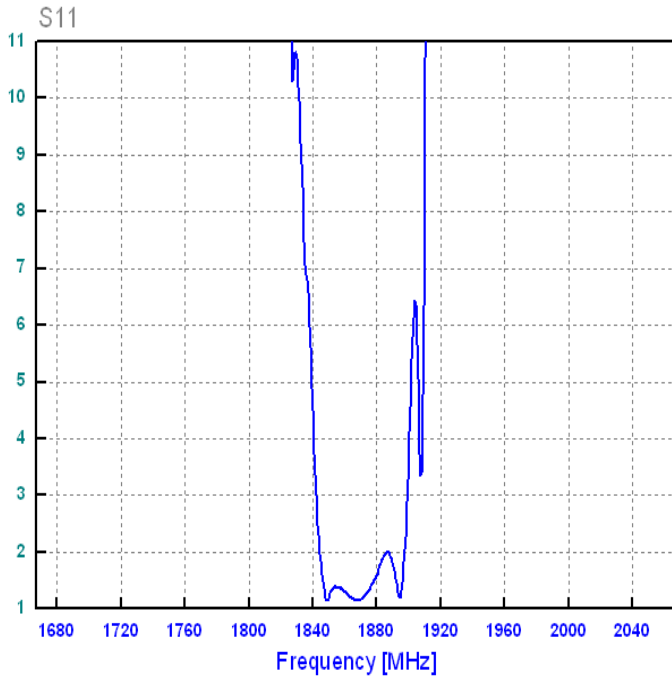
Source & Load Impedance: 50 Ω

### □ Frequency Characteristics

Frequency Response



VSWR



Smith Chart

